

Industrial PC Platform NY-series IPC Programmable Multi-Axis Controller

NY51□-A

CSM_NY51_-A_DS_E_3_2

High-speed, high-precision motion controller plus PC - in one box

The IPC Programmable Multi-Axes Controller offers exceptionally precise motion control, with proven technology from Omron's Delta Tau Data Systems, Inc. It was developed to help manufacturers boost both their productivity and their manufacturing quality, delivering world-beating*1 output speeds allied to exception precision. It comes equipped with Windows real-time operating systems which, combined with powerful control capability, provides great flexibility.



Features

High-speed multi-axis control

- Up to 128 axes of control
- Motion control period: 250 μ s/16 axes *2

Flexibility

- Flexible function development capability (G-Code/ANSI C/original programming language)
- EtherCAT for flexible system configuration

Reliability

- Multi-tasking of Motion Control and Windows/Linux applications
- Hypervisor allows to continue to control even if OS crashes

*1. Refers to the motion control performance of 16.6 μ s/1 axes or 50 μ s/8 axes (Omron survey as of July 2016).

*2. Reference value.

Windows is registered trademark of Microsoft Corporation in the United States and other countries.

EtherCAT® is registered trademark and patented technology, licensed by Beckhoff Automation GmbH, Germany.

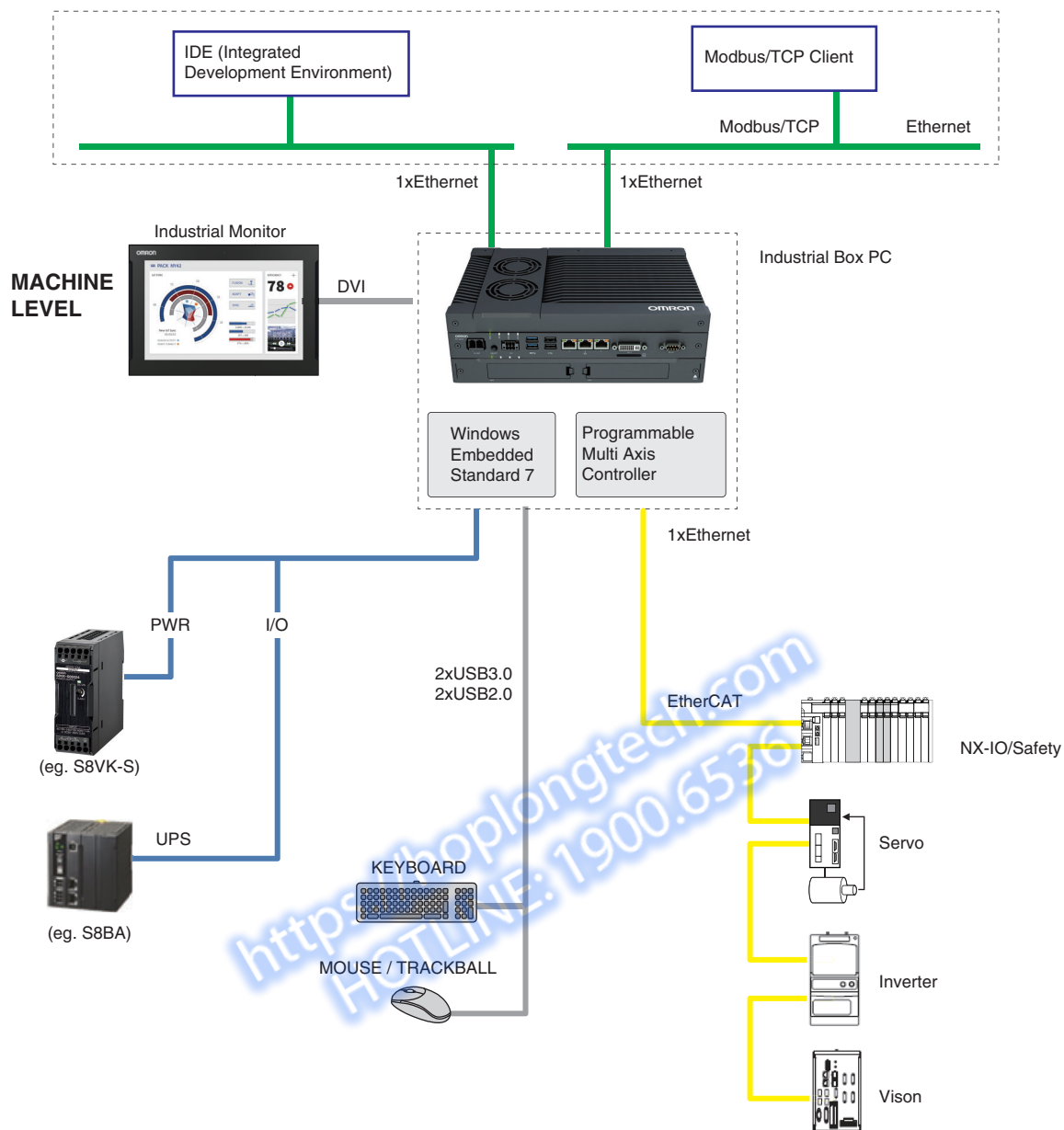
The SD and SDHC logos are trademarks of SD-3C, LLC.

Intel and Intel Core are trademarks or registered trademarks of Intel Corporation or its subsidiaries in the United States and other countries.

Other company names and product names in this document are the trademarks or registered trademarks of their respective companies.

The product photographs and figures that are used in this document may vary somewhat from the actual products.

System Configuration



Model Number Structure

NY 5 □ □ - □ □ 0 0 - □ □ □ □ □ □ □ □ □ □
 1 2 3 4 5 6 7 8 9 10 11 12 13 14 15 16 17

Item	Description	Option
1	Series name	NY-series
2	Controller series	5: "5" series
3	Model type	1: Industrial Box PC
4	Sequential number	2 or later
5	Function module	A: Programmable Multi Axis Controller
6	Number of axes for motion control	6: 128 axes
7	Additional function software module	0: ---
8	Reserved	0: ---
9	Expansion slots	1: 1 PCIe slots
10	Frame type	X: No display (Industrial Box PC)
11	Display size	X: No display (Industrial Box PC)
12	Operating system	1: Windows Embedded Standard 7 - 32 bit 2: Windows Embedded Standard 7 - 64 bit
13	Processor	1: Intel® Core™ i7-4700EQ 4th generation CPU with Fan Unit for active cooling
14	Main memory	3: 8 GB, non-ECC
15	Storage size	9: 64 GB, SSD SLC
16	Optional interface	1: RS-232C
17	Logo	X: No display (Industrial Box PC)

Ordering Information

Product name	Specifications				Model
	Processor type	Main memory	Storage size	OS	
Industrial Box PC	Intel® Core™ i7-4700EQ 4th generation CPU with Fan module for active cooling	8 GB, non-ECC	64 GB SSD SLC	Windows Embedded Standard 7 32 bit	NY512-A600-1XX11391X
				Windows Embedded Standard 7 64 bit	NY512-A600-1XX21391X

Accessories

Optional Hardware

Product name	Specifications	Model
Mounting Brackets *1	Book mount	NY000-AB00
	Wall mount	NY000-AB01
SD Memory Cards	Card type: SD Card Capacity: 2 GB Format: FAT16	HMC-SD291
	Card type: SDHC Card Capacity: 4 GB Format: FAT32	HMC-SD491
USB Flash Drives	Capacity: 2 GB	FZ-MEM2G
	Capacity: 8 GB	FZ-MEM8G
Storage Devices	Storage type: HDD Capacity: 320 GB	NY000-AH00
	Storage type: SSD SLC Capacity: 32 GB	NY000-AS00
	Storage type: SSD SLC Capacity: 64 GB	NY000-AS01
	Storage type: SSD MLC Capacity: 128 GB	NY000-AS02
USB Type-A to USB Type-B Cables	Cable length: 2 m USB 2.0 Minimum bend radius: 25 mm	FH-VUAB 2M
	Cable length: 5 m USB 2.0 Minimum bend radius: 25 mm	FH-VUAB 5M
DVI Cables	Cable length: 2 m Supports DVI-D Minimum bend radius: 36 mm	NY000-AC00 2M
	Cable length: 5 m Supports DVI-D Minimum bend radius: 36 mm	NY000-AC00 5M
Industrial Monitor	<ul style="list-style-type: none"> • LCD touchscreen • Multi-touch functionality • Supply voltage: 24 VDC • Up to 1,280 x 800 pixels at 60 Hz • 2 USB Type-A Connectors • Programmable brightness control 	NYM1□W-C100□
Power Supply	<ul style="list-style-type: none"> • Output voltage: 24 VDC • Push-In Plus terminal blocks 	S8VK-S□□□24
UPS *2	Output voltage during backup operation: 24 VDC ± 5%	S8BA
UPS Communication Cable	Cable length: 2 m Signals for <ul style="list-style-type: none"> • Signal output (BL, TR, BU, WB) • Remote ON/OFF input • UPS Stop Signal input (BS) 	S8BW-C02

*1. Select the required type.

*2. Revision number 04 or higher.

The revision number of the UPS can be retrieved from the serial number label on the product and the product packaging.

A3□ □□□□□□□□ □□ □
 1 2 3 4

Item	Description
1	Product code
2	Product period and sequential number
3	Revision number
4	RoHS status

Spare Parts

The following spare parts for the Industrial Box PC are available.

Product name	Specifications	Model
Battery	One battery is supplied with the Industrial Box PC. The battery supplies power to the real-time clock. The battery is located inside the Industrial Box PC. Service life: 5 years at 25°C	CJ1W-BAT01
Fan Unit	The Fan Unit is available for the Industrial Box PC that has active cooling. Service life: 70,000 hours of continuous operation at 40°C with 15% to 65% relative humidity. Shelf life: 6 months This is the storage limitation with no power supplied.	NY000-AF00
Accessory Kit	Accessory Kit containing all accessories supplied with the Industrial Box PC. <ul style="list-style-type: none"> • Power connector • I/O connector • Drive bracket for drive installation • 4 mounting screws for drive installation • PCIe Card support for PCIe Card installation • PCIe Card clip for PCIe Card installation 	NY000-AK00

Installed Support Software

Item	Specifications
Industrial PC Support Utility	The Industrial PC Support Utility is a software utility to assist in diagnosing and resolving problems of the Industrial Box PC. It is pre-installed on the Industrial Box PC and the Industrial Panel PC.
Industrial PC Tray Utility	The Industrial PC Tray Utility is a software utility that provides information about the current state of the Industrial PC, its related devices, and associated software. It is pre-installed on the Industrial Box PC and the Industrial Panel PC.
Industrial PC System API	The Industrial PC System API allows programmers to create programs that can retrieve information or set an indicator status of the Industrial Box PC. The API makes use of the included IPC System Service to manage the hardware. It is pre-installed on the Industrial Box PC and the Industrial Panel PC.
Industrial Monitor Utility	For the optional OMRON Industrial Monitor. The Industrial Monitor Utility provides a user interface to control settings and display details of connected Industrial Monitors. It is pre-installed on the Industrial Box PC and the Industrial Panel PC.
Industrial Monitor Brightness Utility	For the optional OMRON Industrial Monitor. The Industrial Monitor Brightness Utility is a small software utility that allows you to control the brightness of the screen backlight of all connected Industrial Monitors. It is pre-installed on the Industrial Box PC and the Industrial Panel PC.
Industrial Monitor API	For the optional OMRON Industrial Monitor. The Industrial Monitor API allows programmers to create applications that can control the hardware features and retrieve information from connected Industrial Monitors. It is pre-installed on the Industrial Box PC and the Industrial Panel PC.

Support Software

The following table shows the Support Software used to configure, monitor, program, and debug the Programmable Multi-Axis Controller.

Software Name		Application	How to Procure
Power PMAC IDE		This computer software is used to configure the Controller, create user programs, and debug the programs.	This is free software. Contact your OMRON representative for information on how to procure.
Power PMAC NC16	Power PMAC-NC16 SDK	This computer software is used to control working machines and other CNC machines with the Controller. Use this software when you want to customize the HMI screen. The product contains extension source codes used for customization.	This is non-free software. Contact your OMRON representative for information on how to procure.
	Power PMAC-NC16 Runtime	This computer software is used to control working machines and other CNC machines with the Controller. Use this software when you do not customize the HMI screen.	This is non-free software. Contact your OMRON representative for information on how to procure.
Acontis EC Engineer		This computer software is used to configure and monitor the EtherCAT network by using the Controller as the EtherCAT master.	This is free software. Contact your OMRON representative for information on how to procure.

Note: PMAC is an abbreviation for Programmable Multi Axis Controller.

Recommended EtherCAT and Ethernet Communications Cables

Use Straight STP (shielded twisted-pair) cable of category 5 or higher with double shielding (braiding and aluminum foil tape) for EtherCAT. For EtherCAT, use a shielded twisted-pair cable (double shielding with aluminum tape and braiding) of Ethernet category 5 (100BASE-TX) or higher, and use straight wiring.





For Ethernet, required specification for the communications cables varies depending on the baud rate.

For 100BASE-TX/10BASE-T, use an STP (shielded twisted-pair) cable of Ethernet category 5 or higher. You can use either a straight or cross cable.

For 1000BASE-T, use an STP (double shielding with aluminum tape and braiding) cable of Ethernet category 5e or higher. You can use either a straight or cross cable.

In the table, materials indicated available for Ethernet 100BASE-TX are available for both of 100BASE-TX and 10BASE-T.

Cabel with Connectors

Item	Appearance	Recommended manufacturer	Cable length (m)	Model
Products for EtherCAT		OMRON	0.3	XS6W-6LSZH8SS30CM-Y
			0.5	XS6W-6LSZH8SS50CM-Y
			1	XS6W-6LSZH8SS100CM-Y
			2	XS6W-6LSZH8SS200CM-Y
			3	XS6W-6LSZH8SS300CM-Y
			5	XS6W-6LSZH8SS500CM-Y
		OMRON	0.3	XS5W-T421-AMD-K
			0.5	XS5W-T421-BMD-K
			1	XS5W-T421-CMD-K
			2	XS5W-T421-DMD-K
			5	XS5W-T421-GMD-K
			10	XS5W-T421-JMD-K
		OMRON	0.5	XS5W-T421-BM2-SS
			1	XS5W-T421-CM2-SS
			2	XS5W-T421-DM2-SS
			3	XS5W-T421-EM2-SS
			5	XS5W-T421-GM2-SS
			10	XS5W-T421-JM2-SS
		OMRON	0.5	XS5W-T421-BMC-SS
			1	XS5W-T421-CMC-SS
			2	XS5W-T421-DMC-SS
			3	XS5W-T421-EMC-SS
			5	XS5W-T421-GMC-SS
			10	XS5W-T421-JMC-SS

*1. Standard type cables length 0.2, 0.3, 0.5, 1, 1.5, 2, 3, 5, 7.5, 10, 15 and 20 m are available.

Rugged type cables length 0.3, 0.5, 1, 2, 3, 5, 10 and 15 m are available.

For details, refer to Cat.No.G019.

*2. The lineup features Low Smoke Zero Halogen cables for in-cabinet use and PUR cables for out-of-cabinet use. Although the LSZH cable is single shielded, its communications and noise characteristics meet the standards.

*3. Cables colors are available in blue, yellow, or Green.

*4. For details, contact your OMRON representative.

Cables / Connectors

Item	Recommended manufacturer	Model
Products for EtherCAT or Ethernet (1000BASE-T/100BASE-TX)	Hitachi Metals, Ltd.	NETSTAR-C5E SAB 0.5 × 4P *1
		Kuramo Electric Co.
		SWCC Showa Cable Systems Co.
	Panduit Corporation	MPS588-C *1
Products for EtherCAT or Ethernet (100BASE-TX)	Kuramo Electric Co.	KETH-SB *1
		JMACS Japan Co., Ltd.
	OMRON	PNET/B *2
		XS6G-T421-1 *2
Products for Ethernet (100BASE-TX)	Fujikura Ltd.	F-LINK-E 0.5mm × 4P *3
	Panduit Corporation	MPS588 *3

*1. We recommend you to use above cable for EtherCAT and Ethernet, and RJ45 Connector together.

*2. We recommend you to use above cable for EtherCAT and Ethernet, and RJ45 Assembly Connector together.

*3. We recommend you to use above cable For Ethernet and RJ45 Connectors together.

Note: Connect both ends of cable shielded wires to the connector hoods.

Specifications

Performance/Function Specifications Supported by NY51□-A

Item		NY51□-A
External terminals		Communications Connector For EtherCAT communications. • RJ45 × 1 For Ethernet communications on Windows side. • RJ45 × 1 For Ethernet communications on Programmable Multi Axis Controller side. • RJ45 × 1
Motion control	Maximum Number of Controlled Axes	128 axes
	Motion control period	250 μ or more
	Control method	Issuing control commands using EtherCAT communications
EtherCAT communications specifications	Communications protocol	EtherCAT protocol
	Baud rate	100 Mbps
	Physical layer	100BASE-TX (IEEE 802.3)
	Topology	Line, daisy chain, and branching
	Transmission media	Twisted-pair cable of category 5 or higher (double-shielded cable with aluminum tape and braiding)
	Transmission distance	Distance between nodes: 100 m or less
	Maximum number of slaves	128
	Range of node addresses that can be set	1 to 128
Ethernet Port	Number of available ports	3
	Physical Layer	1000BASE-T/100BASE-TX
	Frame length	1,514 bytes max.
	Media access method	CSMA/CD
	Modulation	Baseband
	Topology	Star
	Transmission Media	Twisted-pair cable of category 5, 5e, or higher (shielded cable)
	Maximum Transmission Distance between Ethernet Switch and Node	100 m
	Maximum number of cascade connections	There are no restrictions if an Ethernet switch is used.
USB port	Physical layer	USB 3.0-compliant A-type connector, Output voltage 5 V, 0.9 A max.
	Transmission distance	3 m

Performance Specifications

Item				NY51□-A
Main system	CPU	CPU type		Intel® Core™ i7-4700EQ
		Cores / Threads		4 / 8
		CPU base frequency		2.4 GHz
		Maximum turbo frequency		3.4 GHz
		Cache		6 MB
		Cooling details		Requires active cooling (fan)
	Memory	Memory size		8 GB
		Memory type		DDR3L (non ECC)
	Trusted platform module (TPM)			<ul style="list-style-type: none">• Ensure the integrity of the platform• Disk encryption• Password protection and other uses of encryption
Graphics controller			Intel® HD Graphics. Up to two independent screens. Intel® HD Graphics 4600	
Watchdog			Yes	
Operating system	Windows OS Windows Embedded Standard 7 - 32 bit Windows Embedded Standard 7 - 64 bit			
Storage devices	Drives	Hard disk drive		<ul style="list-style-type: none">• 320 GB• Serial ATA 3.0
		Solid state drive	SLC type	<ul style="list-style-type: none">• 64 GB• Serial ATA 3.1
			MLC type	<ul style="list-style-type: none">• 128 GB• Serial ATA 3.1
	Drive bays (HDD/SSD) *1			2
Connectors	Power connector			<ul style="list-style-type: none">• 24 VDC
	I/O connector			2 inputs (UPS signal and power OFF control) and 1 output (Industrial Box PC power state)
	USB2.0 Type-A	Number of ports		2
		Maximum current		500 mA
		Maximum cable length		5 m
	USB3.0 Type-A	Number of ports		2
		Maximum current		900 mA
		Maximum cable length		3 m
	Ethernet connectors	Number of available ports		3
		Physical layer		10BASE-T, 100BASE-TX or 1000BASE-T
DVI-I connector	Video interface		Digital or analog	
	Resolution		Up to 1,920 x 1,200 pixels at 60 Hz	
	Maximum DVI cable length		Dependent upon connected monitor type and resolution	
Optional connector (select one per system)	RS-232C Standard SUBD9 connector (Non-Isolated)			
PCIe Card Slot	Configuration			X4 (4 lanes) up to Gen 3
	Card height			Standard height cards, 4.20 inches (106.7 mm) *2
	Card length			Half length cards, 6.6 inches (167.65 mm)
Battery	Model			CJ1W-BAT01
	Service life			5 years at 25°C
Fan unit	Model			NY000-AF00
	Service life			70,000 hours of continuous operation at 40°C with 15% to 65% relative humidity
LED	PWR, ERR, HDD, RUN			

*1. Depending on the model one or two drives are supported.

*2. Low profile cards, 2.536 inches (64.4 mm) are not supported.

Electrical Specifications

Item		NY51□-A
Rated power supply voltage		24 VDC, non-isolated
Allowable power supply voltage range		20.4 to 28.8 VDC
Grounding method		Ground to less than 100 Ω
Inrush current		At 24 VDC: 12 A / 6 ms max. for cold start at room temperature
Overvoltage category		JIS B3502 and IEC 61131-2: Category II
EMC immunity level		IEC 61132-2: Zone B
RTC accuracy		At ambient temperature of 55°C: -3.5 to +0.5 min error per month At ambient temperature of 25°C: -1.5 to +1.5 min error per month At ambient temperature of 0°C: -3 to +1 min error per month
Power button life		100,000 operations
Battery life		5 years at 25°C (for battery CJ1W-BAT01)
Fan life		8 years of continuous operation at 40°C
Power consumption *	Maximum power consumption including drives and expansions	114 W
	Maximum power consumption excluding drives and expansions	81 W
	Drives	SSD SLC 64 GB
	Expansions	USB PCIe
		14 W max. ((2 x 500 mA at 5 V) + (2 x 900 mA at 5 V)) 15 W max.

Note: Refer to the *Industrial PC Platform NYseries IPC Programmable Controller Industrial Box PC Hardware User's Manual (W580)* for detail.

* The total power consumption is the sum of the power consumption of all items that are installed in your Industrial Box PC.

To guarantee S8BA UPS operation in combination with our IPC, the specified combination of UPS and power-supply must be used.

The required supply specifications for an Industrial Box PC with an Intel® Core™ i7-4700EQ CPU.

Item	Minimum power requirements
Power supply	240 W
UPS	120 W

<https://hoplongtech.com>
HOTLINE: 1900.6536

Environmental Specifications

Item	Specifications
Operation environment	
Ambient operating temperature *1	0 to 55°C
Ambient storage temperature *1	-20 to 70°C
Ambient operating humidity *1	10% to 90% with no condensation
Ambient storage humidity *1	10% to 90% with no condensation
Operating atmosphere	No corrosive gases
Altitude	2,000 m max.
Noise resistance (during operation)	Conforms to IEC61000-4-4, 2kV (power lines)
Vibration resistance (during operation)	Conforms to IEC 60068-2-6. For a product with an SSD: 5 to 8.4 Hz with 3.5 mm single amplitude and 8.4 to 150 Hz with 9.8 m/s ² for 10 times each in X, Y and Z directions. For a product with a HDD the vibration resistance depends on the mounting orientation *2.
Shock resistance (during operation)	Conforms to IEC 60068-2-27. 147 m/s ² , 3 times in each X, Y and Z directions
Installation method	Book mount, Wall mount
Pollution degree	2 or less: Conforms to JIS B3502 and IEC 61131-2.
Applicable standards *3	EU Directives: EMC Directive 2014/30/EU (EN 61131-2), KC Registration, RCM, cULus, RoHS

*1. The allowed ambient operating temperature and ambient humidity depend on product type, CPU type, mounting orientation, and storage device type.

*2. Vibration resistance depends on the Industrial Box PC's mounting orientation and storage device type:

Mounting orientation	SSD	HDD
Book	9.8 m/s ²	2.5 m/s ²
Wall		4.9 m/s ²

*3. Refer to the OMRON website (www.ia.omron.com) or contact your OMRON representative for the most recent applicable standards for each model.

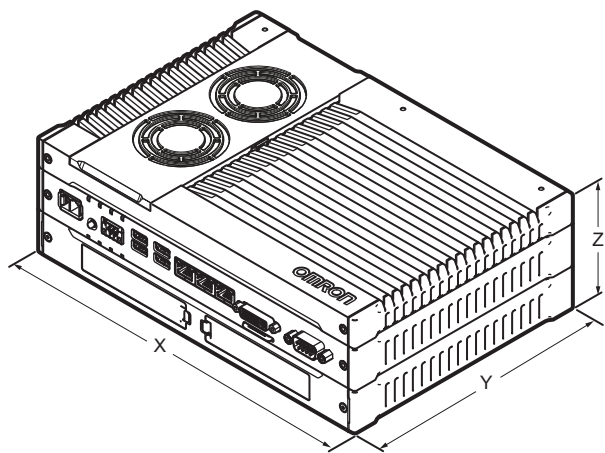
Storage Device Specifications

Item	Specifications			
Model	NY000-AS00	NY000-AS01	NY000-AS02	NY000-AH00
Capacity	32 GB	64 GB	128 GB	320 GB
Type	SSD (SLC)		SSD (MLC)	HDD
S.M.A.R.T. support	Yes			
Rotation speed	—	—	—	5,400 r/min
Interface	Serial ATA 3.1			Serial ATA 3.0
Sustained standard read speed	Up to 160 MB/s		Up to 430 MB/s	—
Sustained standard write speed	Up to 150 MB/s		Up to 190MB/s	—
Operating temperature	0 to 70°C			5 to 55°C
Operating humidity	10% to 95% (with no condensation)			<ul style="list-style-type: none"> 10% to 95% (with no condensation) 29°C wet-bulb temperature max.
Storage temperature	-40 to 100°C			-40 to 65°C
Storage humidity	10% to 95% (with no condensation)			<ul style="list-style-type: none"> 8% to 90% (with no condensation) 40°C wet-bulb temperature max.
Life	1,500 TB written / 11 years at a daily workload of 350 GB	3,000 TB written / 23 years at a daily workload of 350 GB	114 TB written / 3 years at a daily workload of 100 GB	Approximately 5 years or 20,000 powered-ON hours (whichever comes first) under the following conditions: <ul style="list-style-type: none"> 25°C at 101.3 kPa Less than 333 powered-ON hours/month *1 Less than 20% operation while powered-ON *2 Less than 1.30 x 10⁶ seeks/month

*1. Powered-ON hours include sleep and standby modes.

*2. Operation includes seeking, writing, and reading functions.

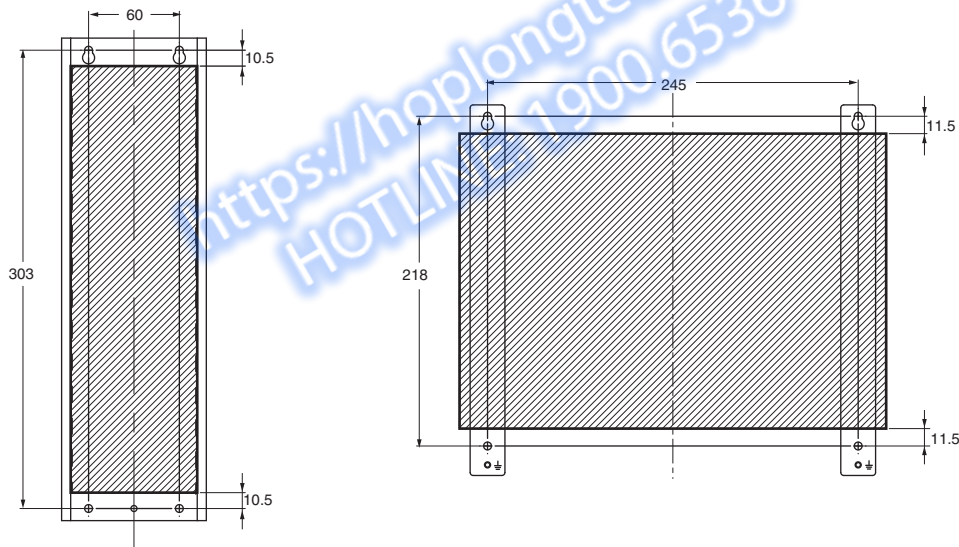
Dimensions



Item	Specifications
Dimensions	Width X = 282 mm Depth Y = 195 mm. Y = 200 mm including the DVI connectors. Height Z = 88.75 mm
Weight	3.8 kg

Bracket Specifications

The metal mounting brackets mount your Industrial Box PC and they are the connection for the functional ground. Use metal screws with a diameter of 4 mm or 5 mm to mount the brackets. Mounting screw locations for book mount and wall mount orientation:



(Unit: mm)

Version Information

Unit Versions

Units	Models	Unit Version
NY-series Programmable Multi-Axis Controller	NY512-A	1.12

Unit Versions and Programming Devices Supported by NY51□-A

The following tables show the relationship between unit versions and Power PMAC IDE versions.

Unit Versions and Programming Devices

Unit Version	Corresponding version of Power PMAC IDE
1.12	Version 2.2 or higher

Related Manuals

Contact your OMRON representative for details.

Manual name	Cat.No.	Model numbers	Application	Description
Industrial PC Platform NY-series IPC Programmable Multi-Axis Controller Industrial Box PC Hardware User's Manual	W580	NY51□-A	Hardware information on IPC Programmable Multi-Axis Controller	An introduction to the IPC Programmable Multi-Axis Controller is provided along with the following information: <ul style="list-style-type: none"> • Basic features of the IPC Programmable Multi-Axis Controller • Setup examples

<https://hoplongtech.com>
HOTLINE: 1900.6536

Terms and Conditions Agreement

Read and understand this catalog.

Please read and understand this catalog before purchasing the products. Please consult your OMRON representative if you have any questions or comments.

Warranties.

(a) Exclusive Warranty. Omron's exclusive warranty is that the Products will be free from defects in materials and workmanship for a period of twelve months from the date of sale by Omron (or such other period expressed in writing by Omron). Omron disclaims all other warranties, express or implied.

(b) Limitations. OMRON MAKES NO WARRANTY OR REPRESENTATION, EXPRESS OR IMPLIED, ABOUT NON-INFRINGEMENT, MERCHANTABILITY OR FITNESS FOR A PARTICULAR PURPOSE OF THE PRODUCTS. BUYER ACKNOWLEDGES THAT IT ALONE HAS DETERMINED THAT THE PRODUCTS WILL SUITABLY MEET THE REQUIREMENTS OF THEIR INTENDED USE.

Omron further disclaims all warranties and responsibility of any type for claims or expenses based on infringement by the Products or otherwise of any intellectual property right. (c) Buyer Remedy. Omron's sole obligation hereunder shall be, at Omron's election, to (i) replace (in the form originally shipped with Buyer responsible for labor charges for removal or replacement thereof) the non-complying Product, (ii) repair the non-complying Product, or (iii) repay or credit Buyer an amount equal to the purchase price of the non-complying Product; provided that in no event shall Omron be responsible for warranty, repair, indemnity or any other claims or expenses regarding the Products unless Omron's analysis confirms that the Products were properly handled, stored, installed and maintained and not subject to contamination, abuse, misuse or inappropriate modification. Return of any Products by Buyer must be approved in writing by Omron before shipment. Omron Companies shall not be liable for the suitability or unsuitability or the results from the use of Products in combination with any electrical or electronic components, circuits, system assemblies or any other materials or substances or environments. Any advice, recommendations or information given orally or in writing, are not to be construed as an amendment or addition to the above warranty.

See <http://www.omron.com/global/> or contact your Omron representative for published information.

Limitation on Liability; Etc.

OMRON COMPANIES SHALL NOT BE LIABLE FOR SPECIAL, INDIRECT, INCIDENTAL, OR CONSEQUENTIAL DAMAGES, LOSS OF PROFITS OR PRODUCTION OR COMMERCIAL LOSS IN ANY WAY CONNECTED WITH THE PRODUCTS, WHETHER SUCH CLAIM IS BASED IN CONTRACT, WARRANTY, NEGLIGENCE OR STRICT LIABILITY.

Further, in no event shall liability of Omron Companies exceed the individual price of the Product on which liability is asserted.

Suitability of Use.

Omron Companies shall not be responsible for conformity with any standards, codes or regulations which apply to the combination of the Product in the Buyer's application or use of the Product. At Buyer's request, Omron will provide applicable third party certification documents identifying ratings and limitations of use which apply to the Product. This information by itself is not sufficient for a complete determination of the suitability of the Product in combination with the end product, machine, system, or other application or use. Buyer shall be solely responsible for determining appropriateness of the particular Product with respect to Buyer's application, product or system. Buyer shall take application responsibility in all cases.

NEVER USE THE PRODUCT FOR AN APPLICATION INVOLVING SERIOUS RISK TO LIFE OR PROPERTY OR IN LARGE QUANTITIES WITHOUT ENSURING THAT THE SYSTEM AS A WHOLE HAS BEEN DESIGNED TO ADDRESS THE RISKS, AND THAT THE OMRON PRODUCT(S) IS PROPERLY RATED AND INSTALLED FOR THE INTENDED USE WITHIN THE OVERALL EQUIPMENT OR SYSTEM.

Programmable Products.

Omron Companies shall not be responsible for the user's programming of a programmable Product, or any consequence thereof.

Performance Data.

Data presented in Omron Company websites, catalogs and other materials is provided as a guide for the user in determining suitability and does not constitute a warranty. It may represent the result of Omron's test conditions, and the user must correlate it to actual application requirements. Actual performance is subject to the Omron's Warranty and Limitations of Liability.

Change in Specifications.

Product specifications and accessories may be changed at any time based on improvements and other reasons. It is our practice to change part numbers when published ratings or features are changed, or when significant construction changes are made. However, some specifications of the Product may be changed without any notice. When in doubt, special part numbers may be assigned to fix or establish key specifications for your application. Please consult with your Omron's representative at any time to confirm actual specifications of purchased Product.

Errors and Omissions.

Information presented by Omron Companies has been checked and is believed to be accurate; however, no responsibility is assumed for clerical, typographical or proofreading errors or omissions.